



BA15N23A BA15P23A

用途

- 高保真音响
- 串联型稳压电路
- 一般功率放大电路

产品特性

- 高集电极电压： $V_{CE0}=230V$ (min)
- 大电流输入输出能力： $I_c=15A$
- 宽安全工作区
- 优秀的线性增益
- 推荐用于 100W 高保真音响放大器输出电路
- 环保 (RoHS) 产品

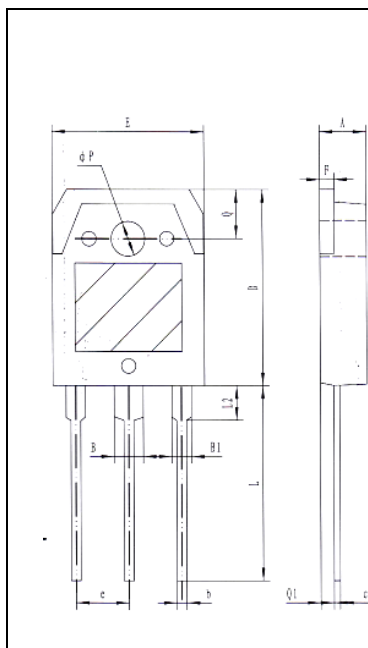
APPLICATIONS

- High fidelity audio amplifier
- Series Regulator
- General Purpose

FEATURES

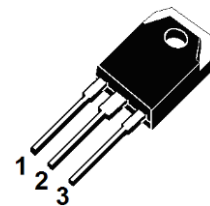
- High collector voltage: $V_{CE0}=230V$ (min)
- High current capability: $I_c=15A$
- Exceptional Safe Operating Area
- Excellent gain linearity
- Recommended for 100-W high-fidelity audio frequency amplifier output
- RoHS Devices

封装 Package



符号	尺寸 (mm)
A	4.60-5.00
B	2.90-3.20
B1	1.90-2.20
b	0.90-1.10
c	0.50-0.70
D	19.40-20.40
E	15.40-15.80
e	5.45(TYP)
F	1.40-1.60
L	19.50-20.50
L2	3.30-3.70
P	3.10-3.50
Q	4.90-5.10
Q1	1.30-1.50

TO-3PB



1. 基极 BASE
2. 集电极 (热沉) COLLECTOR (HEAT SINK)
3. 发射极 EMITTER

订货信息 ORDER MESSAGE

订货型号 Order codes				印 记 Marking	封 装 Package
有卤-条管 Halogen-Tube	无卤-条管 Halogen Free-Tube	有卤-袋装 Halogen-Reel	无卤-袋装 Halogen Free-Reel		
BA15N23A-GD-B	N/A	N/A	N/A	BA15N23A	TO-3PB
BA15P23A-GD-B	N/A	N/A	N/A	BA15P23A	TO-3PB

绝对最大额定值 ABSOLUTE RATINGS ($T_C=25^{\circ}\text{C}$)

项 目 Parameter	符 号 Symbol	数 值 Value	单 位 Unit	
集电极—发射极直流电压	Collector- Emitter Voltage ($V_{BE}=0$)	V_{CES}	230	V
集电极—发射极直流电压	Collector- Emitter Voltage ($I_B=0$)	V_{CEO}	230	V
发射极—基极直流电压	Emitter-Base Voltage	V_{EBO}	5	V
最大集电极直流电流	Collector Current (DC)	I_C	15	A
最大基极直流电流	Base Current (DC)	I_B	1.5	A
最大集电极耗散功率	Total Dissipation (TO-3PB)	P_C	130	W
最高结温	Junction Temperature	T_j	150	$^{\circ}\text{C}$
贮存温度	Storage Temperature	T_{stg}	-55~+150	$^{\circ}\text{C}$

热特性 THERMAL CHARACTERISTIC

项 目 Parameter	符 号 Symbol	最大值 Value(max)	单 位 Unit
结到管壳的热阻 Thermal Resistance Junction Case	$R_{th(j-c)}$	1.042	$^{\circ}\text{C}/\text{W}$

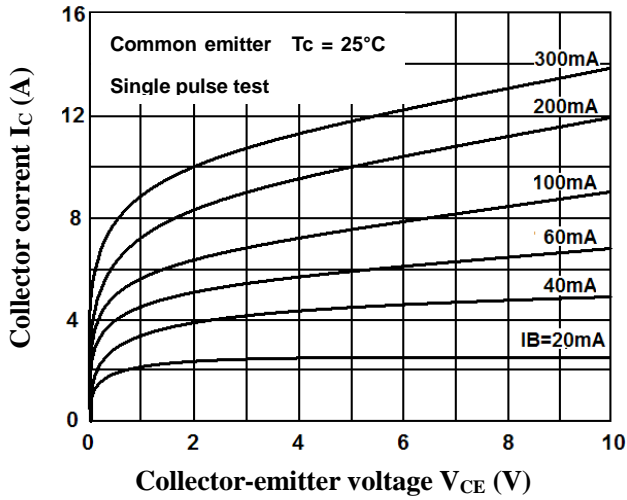
电特性 ELECTRICAL CHARACTERISTIC

项 目 Parameter	测试条件 Tests conditions	最小值 Value(min)	典型值 Value(typ)	最大值 Value(max)	单 位 Unit	
I_{CBO}	$V_{CB}=230\text{V}, I_E=0$	-	-	5.0	μA	
I_{EBO}	$V_{EB}=5.0\text{V}, I_C=0$	-	-	5.0	μA	
$V_{(BR)CEO}$	$I_C=50\text{mA}, I_B=0$	230	280	-	V	
h_{FE}	$V_{CE}=5.0\text{V}, I_C=1.0\text{A}$	80	120	160	-	
	$V_{CE}=5.0\text{V}, I_C=7.0\text{A}$	35	-	-	-	
$V_{CE(sat)}$	$I_C=8.0\text{A}, I_B=0.8\text{A}$	-	-	3.0		
$V_{BE(ON)}$	$V_{CE}=5.0\text{V}, I_C=5.0\text{A}$	-	-	1.5	V	
f_T	$V_{CE}=5.0\text{V}, I_C=1.0\text{A}$	10	30	-	MHz	
C_{Ob}	$V_{CE}=10\text{V},$ $I_E=0, f=1\text{MHz}$	BA15N23A	-	145	-	pF
		BA15P23A	-	240	-	pF

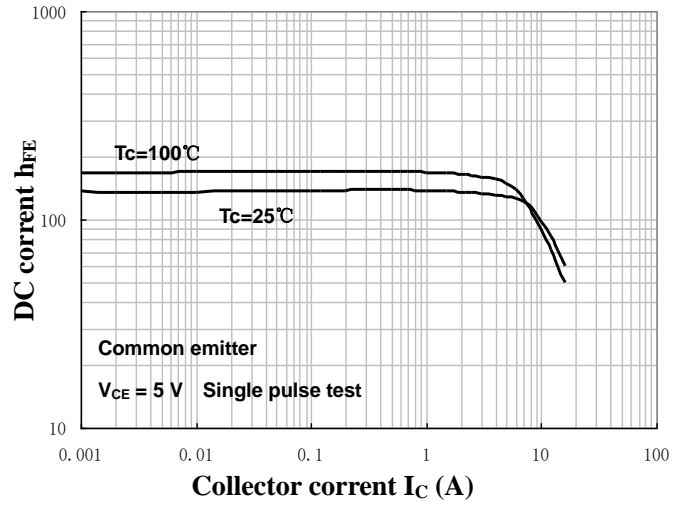


特征曲线 ELECTRICAL CHARACTERISTICS (BA15N23A curves)

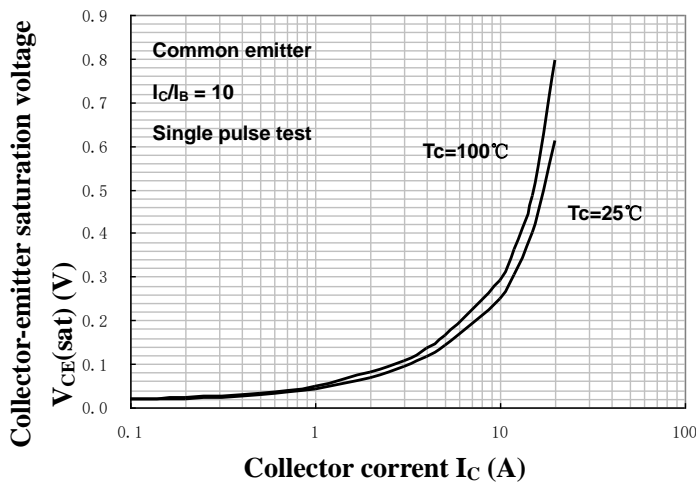
IC-VCE



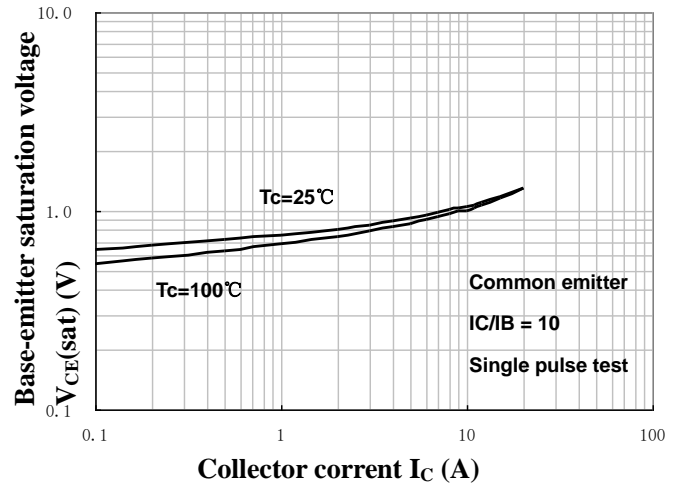
DC Current Gain



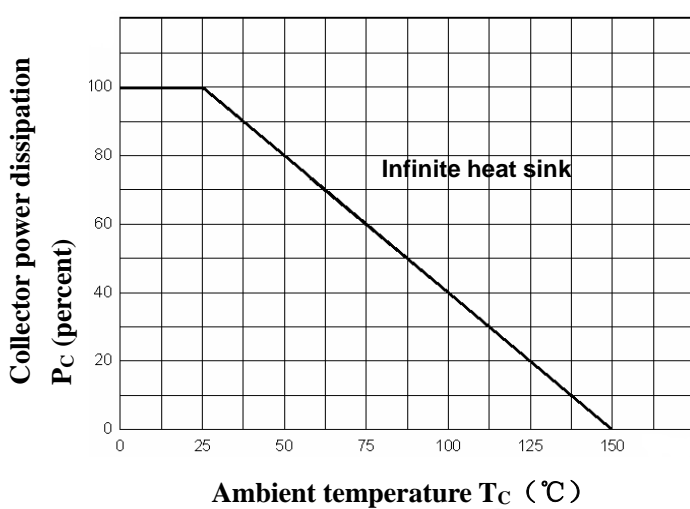
Saturation Voltage



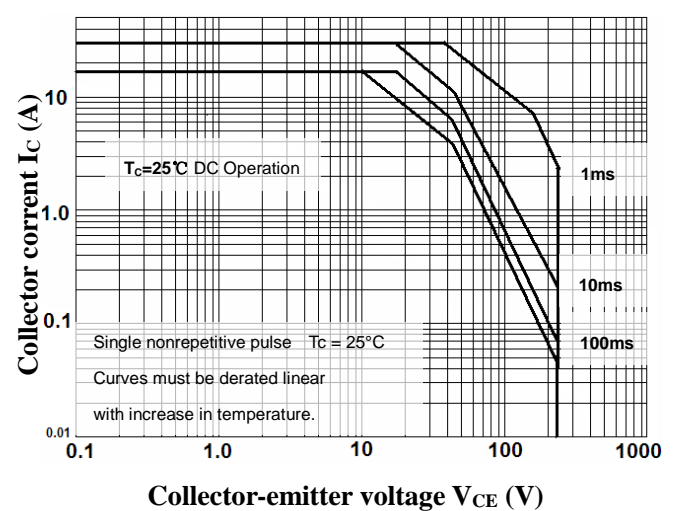
Base-Emitter Voltage



Power Derating



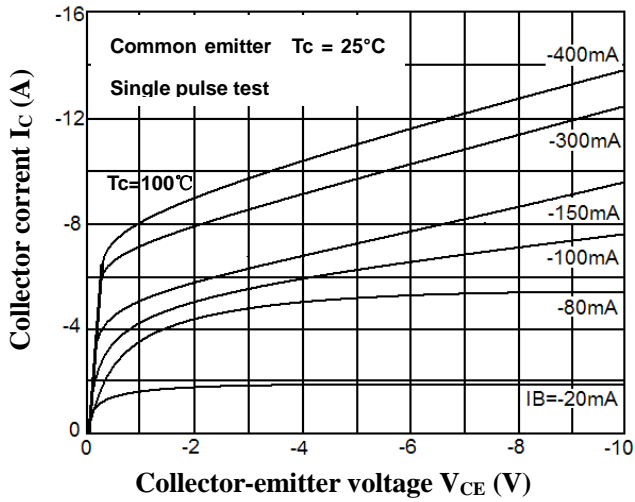
Safe Operating Area



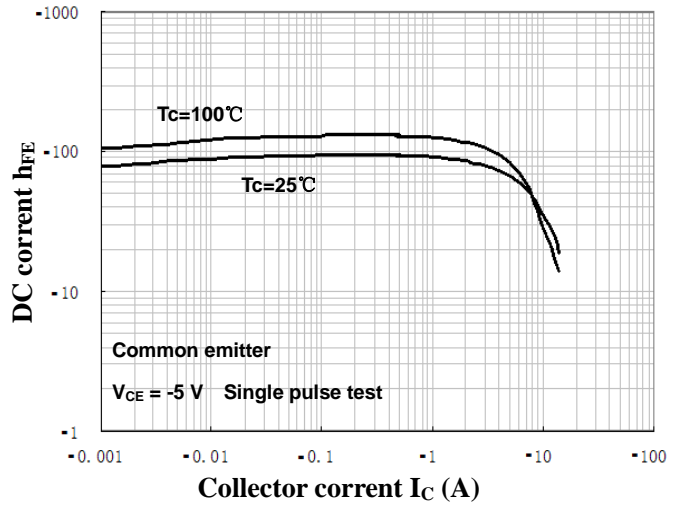


特征曲线 ELECTRICAL CHARACTERISTICS(BA15P23A curves)

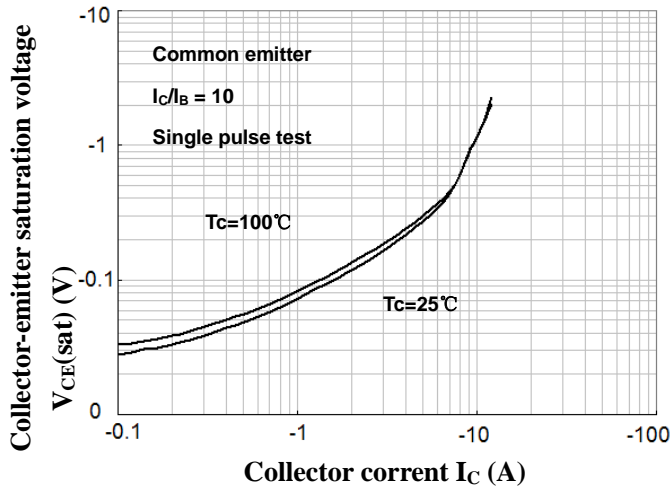
IC-VCE



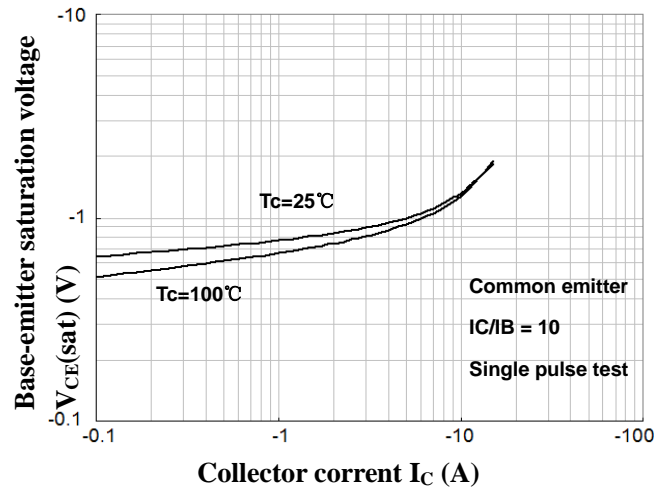
DC Current Gain



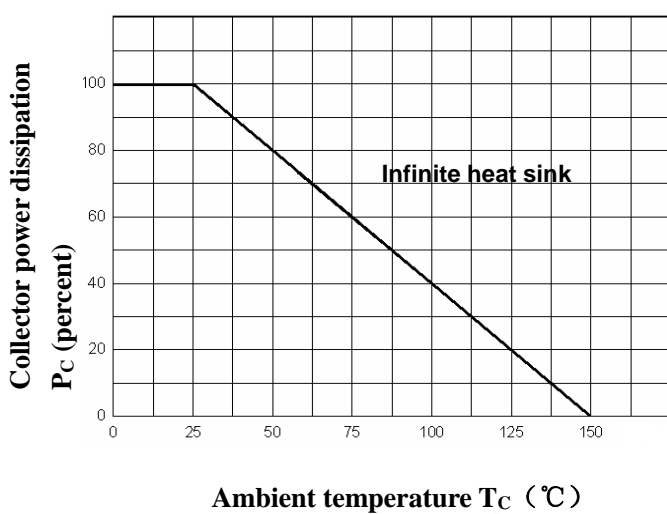
Saturation Voltage



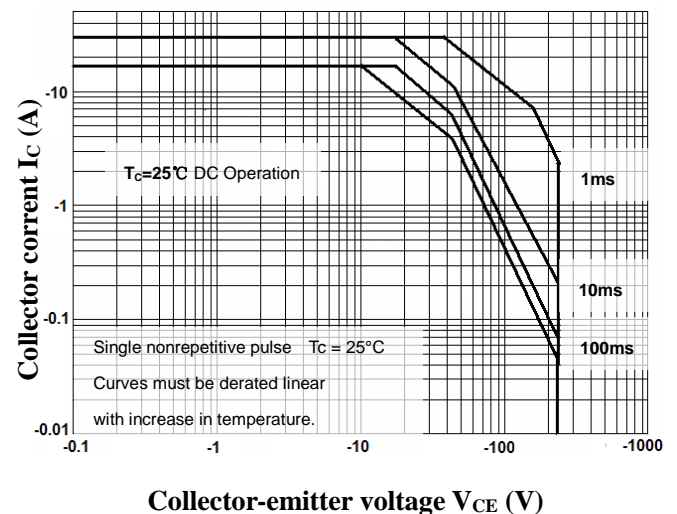
Base-Emitter Voltage



Power Derating



Safe Operating Area





注意事项

1. 吉林华微电子股份有限公司的产品销售分为直销和销售代理，无论哪种方式，订货时请与公司核实。
2. 购买时请认清公司商标，如有疑问请与公司本部联系。
3. 在电路设计时请不要超过器件的绝对最大额定值，否则会影响整机的可靠性。
4. 本说明书如有版本变更不另外告知。

NOTE

1. Jilin Sino-microelectronics co., Ltd sales its product either through direct sales or sales agent , thus, for customers, when ordering , please check with our company.
2. We strongly recommend customers check carefully on the trademark when buying our product, if there is any question, please don't be hesitate to contact us.
3. Please do not exceed the absolute maximum ratings of the device when circuit designing.
4. Jilin Sino-microelectronics co., Ltd reserves the right to make changes in this. specification sheet and is subject to change without prior notice.

联系方式

吉林华微电子股份有限公司

公司地址：吉林省吉林市深圳街 99 号

邮编：132013

总机：86-432-64678411

传真：86-432-64665812

网址：www.hwdz.com.cn

CONTACT

JILIN SINO-MICROELECTRONICS CO., LTD.

ADD: No.99 Shenzhen Street, Jilin City, Jilin Province, China.

Post Code: 132013

Tel: 86-432-64678411

Fax: 86-432-64665812

Web Site: www.hwdz.com.cn